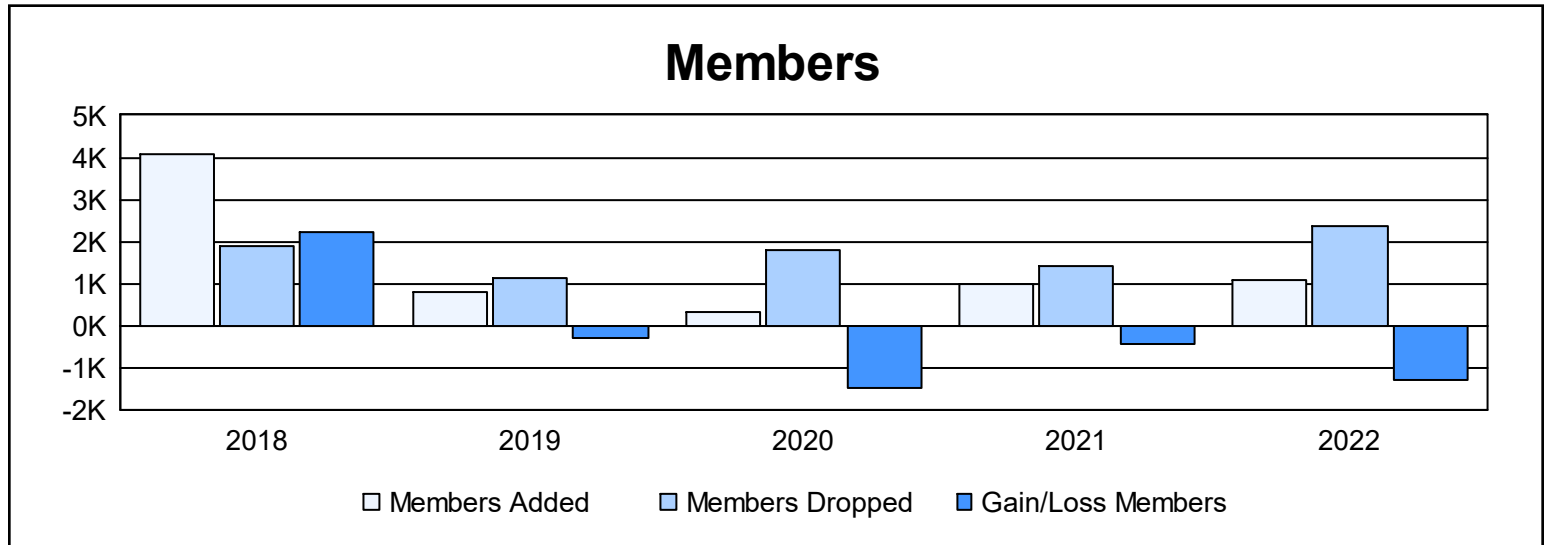
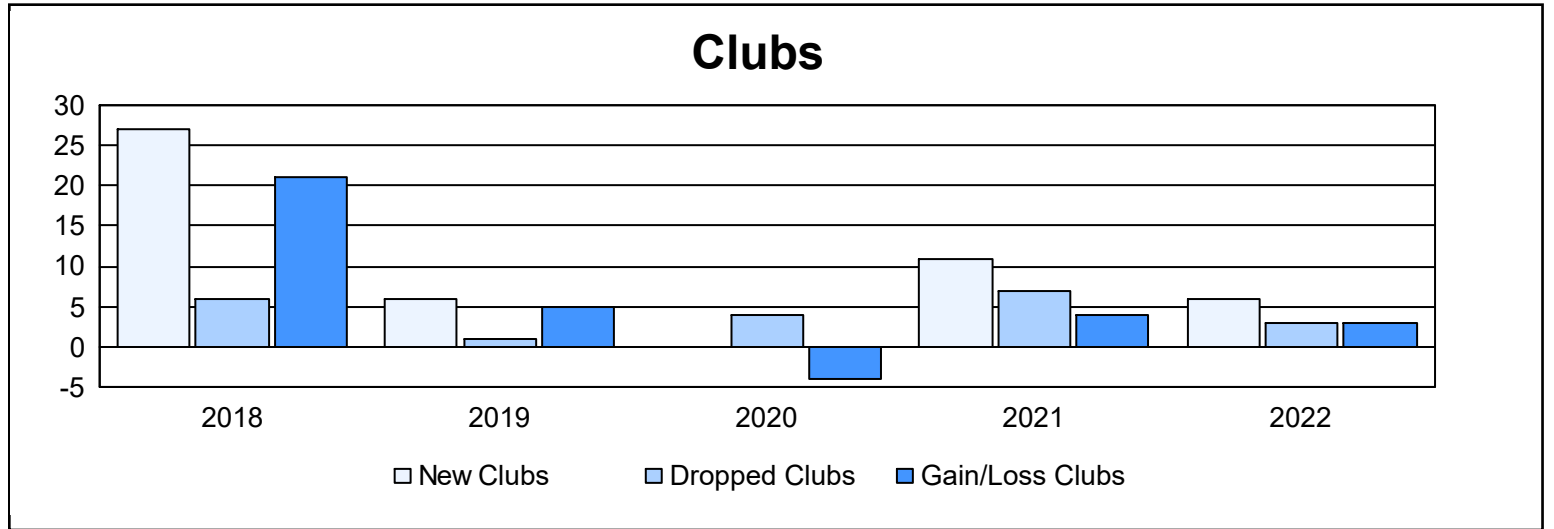
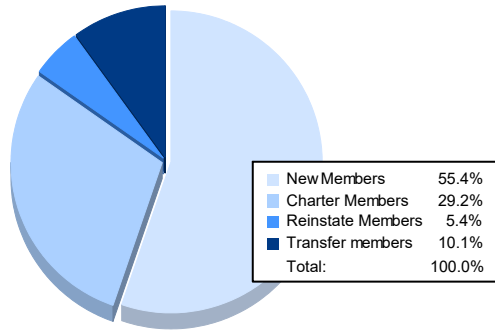


Year	New Clubs	Dropped Clubs	Gain/Loss Clubs	New Members	Charter Members	Reinstate Members	Transfer Members	Total Member Added	Total Members Dropped	Gain/Loss Members
2017-2018	27	6	21	2,835	1,178	50	24	4,087	1,878	2,209
2018-2019	6	1	5	466	248	55	45	814	1,114	-300
2019-2020	0	4	-4	219	24	51	11	305	1,781	-1,476
2020-2021	11	7	4	496	355	90	25	966	1,397	-431
2021-2022	6	3	3	589	311	57	107	1,064	2,375	-1,311
Average	10	4	6	921	423	61	42	1,447	1,709	-262



Membership Composition June 2022 Cumulative



Gender Composition June 2022 Cumulative

